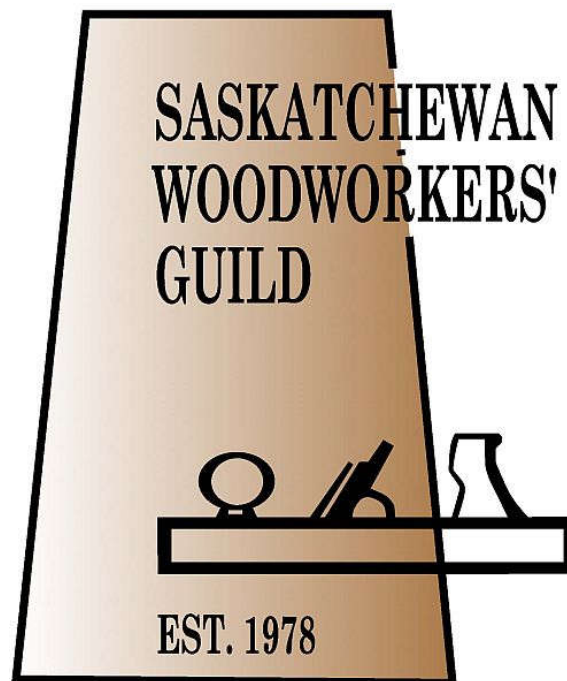


The Saskatchewan Woodworker

Newsletter of



Publications Mail Agreement
Number 0040029385



The Saskatchewan Woodworker IN THIS ISSUE

PRESIDENT'S MESSAGE	2
CALENDAR OF EVENTS.....	3
SWG MAY MEETING MINUTES	4
SHOW AND TELL	5
JUNE SHOP VIST	6
RANDOM RAMBLES	7
SHAVINGS	9
EXECUTIVE AND CONTACTS	12

PRESIDENT'S MESSAGE

-submitted by Kelly-Robyn Bellamy

As we close the chapter on another enriching year, the Saskatchewan Woodworkers' Guild reflects on a period marked by creativity, collaboration, and growth. Our community of wood enthusiasts—from novices to seasoned artisans—has come together to share knowledge, hone skills, and celebrate the timeless art of woodworking.

Throughout the year, our monthly gatherings have been a cornerstone of learning and camaraderie. These sessions featured many

For Sale:

6 inch Rockwell jointer. Very good shape. Includes six new 6 inch Demar jointer blades and Magnetic Knife-setting jig for jointers. \$400.00

Contact Alvin Anderson
at andersonaj@sasktel.net or
text 306-229-4374.



June 2025

fun demonstrations, and insightful talks covering a diverse range of topics, from carving and turning to finishing techniques.

As we approach the new year, we remain committed to fostering a vibrant woodworking community. Plans are underway for upcoming workshops, community initiatives, and the next Annual Wood Show. We invite all members to actively participate and continue contributing to the Guild's legacy.

I want to thank all of you for your input and unwavering commitment to the guild. It's been instrumental in the Guild's success. Together, we continue to shape a future where craftsmanship and community thrive.

Photo Submission Guidelines

- Photos should be as high resolution as possible.
- Photos should be emailed in, if this makes for a large email, an alternate method will be set up.
- Photos texted in or from a web page will not be accepted.
- Photos should be in a jpeg format, no RAW file please.
- Do not crop your photos, the editor will do that.
- Not all photos may be printed, excess photos will be entered in our database and archived.
- Photo information requested will be requested upon submission.
- Photos for newsletters are required two weeks before the regular meeting to be published that month.

CALENDAR OF EVENTS

June '25								July '25								August '25						
S	M	T	W	T	F	S		S	M	T	W	T	F	S		S	M	T	W	T	F	S
1	2	3	4	5	6	7				1	2	3	4	5							1	2
8	9	10	11	12	13	14		6	7	8	9	10	11	12		3	4	5	6	7	8	9
15	16	17	18	19	20	21		13	14	15	16	17	18	19		10	11	12	13	14	15	16
22	23	24	25	26	27	28		20	21	22	23	24	25	26		17	18	19	20	21	22	23
29	30							27	28	29	30	31				24	25	26	27	28	29	30

Tuesday, June 10th, 2025, Hub City Turners regular meeting at Walter Murray Collegiate

Thursday, June 12th, 2025, SWG regular meeting 7:30 pm at Walter Murray Collegiate

Saturday, July 5th, 2025, Carving at Perron Acreage.

May 31st to Aug 23rd, 2025 Craft Council dimensions SCC gallery

Aug 8th to 10th, 2025, Wood Carvers Weekend at Shell Lake

Aug 15th to 17th, 2025, Wood Turners weekend at Shell Lake

Aug 30th to 31st, 2025 Wood carving rally at Foam Lake.

If you know of any woodworking-related events that may be of interest to members and that could be listed on this page, please contact the editor at newsletter@saskwoodguild.ca

The Next Regular Meeting will be on Thursday, June 12th, at 7:30 PM. The meeting location is the shop on the east side of Walter Murray Collegiate, located at the corner of Preston Avenue and Taylor Street. Doors open at 7:00.

This month, we will have our annual swap and sell. Basically, if you have anything you would like to sell, trade, or give away et, this is the time to do it! This takes place in lieu of a demonstration at the end of the meeting.

Any ideas for future demos please contact Glen Friesen – contact info is on the back page.

**Saskatchewan Woodworkers' Guild
Regular Meeting – May 15th 2025
Walter Murray Collegiate**

1. **Call to Order** 7:30 pm.
2. **Head Count:** 25 members and 3 guests
3. **Introduction of guests and visitors.**
4. **Name tags:** Available to pick up at the back (many already wearing theirs).
5. **Show and Tell –**
6. **Questions and Answers –**None.
7. **Bus Barn conversion.** **Kenn McLeod** from **Summer players** talked about the purchase and conversion of the Caswell bus barns. A developer plans to turn it into a 200-seat theatre and arts/crafts centre with restaurants, daycare, ceramics and a large scenery shop. SWG could contribute to, and make use of the shop (and perhaps help with scenery construction, or training of volunteers for it?).
8. **Shop Visit and BBQ:** May 31 at Glen Friesen's house in Waldheim. BBQ at noon. Shop open at 9:00 a.m. Can bring spouse or guest. Sign up on sheet for BBQ and any sides that you want to bring (salads, chips, pop, etc). Kelly-Robyn will email out directions to Glen's place.
9. **Demo: Making Money from Woodworking.** Glen Friesen introduced panel: Jaime Russell (Sp??), Willie Bartch, Kevin Bream, Dave Dumphy, Kim Henry. Glen asked questions about: *how they marketed their products* (some online, social media, word of mouth, through craft and trade shows, and through galleries); *how much time they spent* woodworking (a few hours a week to full+time); *insurance issues* (if working at home, over a certain amount earned annually it becomes a business and must be insured as such; *best options for making a living at woodworking* (construction industry most reliable, lots of competition from online sellers now); *advice for newbies* (get a mentor, working for others is good experience—and secure—but being on your own is more fun, make things for yourself and do it to the best of your ability, make sure the finish is good, project professionalism, don't make too much of one thing for craft shows, be realistic about the finances); *business vs craft* (being a good salesperson is key, get an accountant and stay on top of the finances, know what expectations are at different venues, be a people-person with customers; *pricing* (have a template to plug in materials, labour, overhead, one-of-a-kind custom takes much longer than multiples, compare to similar items on Etsy/Amazon, pre-sell).
10. **Break**
11. **Draws: 2 Great Western Saw gift cards- \$25.00 –Mark?? And Steve?? Lee Valley gift cards-\$25 – Dave?? And Willie??**
12. **Reports:**
 - a. **Trent:** Our audio speaker is broken, not repairable according to Inland Audio. Do we buy a new one? Show of hands: good support to get a new one.
 - b. **Kelly-Robyn:**
 - Should we move start time to 7:00 p.m? Show of hands--there is good support for it.
 - Next SWG meeting is our Annual General Meeting. It has to be on June 12 because of conflict with Walter Murray activities on June 19.
 - should SWG members contribute some items into "Impressions of Nature" (Nov 2025)? It's a two day event. Last year we had a double booth and some demos. Show of hands: good support for the idea.
 - SK Craft Council is having AGM. Kelly-Robyn can't attend. Let her know if you're interested in representing SWG at it. Robin Reynolds stepped up.
 - c. **Mel Gange** Reported on SK Craft Council's presentation of SWG's "Excellence in Wood Award" to **William Ian??** All the items from their competition are on display until the 20th of May at SK Craft Council. Also visible on SK Craft Council's website. Several SWG members submitted pieces.
 - c. **Paul Peron** announced that the woodspirit carving will be at Paul's place on July 12. Any who haven't indicated interest yet should contact him right away. Also, Turners and Carvers at Shell Lake – Carving Aug 8-10, Turners Aug 15-17
13. **Adjournment – 9:15 pm**

The Saskatchewan Woodworker SHOW AND TELL

- compiled by Dave Armstrong

Trent Watts:

Trent showed us a bike box. It clips onto his bicycle quickly and provides a nice place to haul goods. The top is removable to allow larger payloads. It is made of baltic birch plywood, the corners are mitered and then splined with walnut. It is finished with wipe-on poly.



Mel Genge:

Mel showed us two projects, the first was a set of french rolling pins made of walnut and finished with butcher block oil.



The second project was a set of salt and pepper mills in walnut and beech and finished with Watco Oil. This set is a wedding gift.




Jamie Russell:

Jamie showed us a "Kinda Kudu". This is a table made of Manitoba maple, green ash and black cherry with a glass top. The animal skull is made from a green ash crotch so that the top of the head has no end grain. It is machine and hand carved with some turning for the legs. It is finished with General Finish Armor Seal.



Kevin Brehon:

Kevin brought us flowers. He made these of basswood in kumiko style. The petals were kerf bent to shape, he has dyed the petals with Kool-Aid.



Kevin also showed us a hexagonal kumiko trinket box. It is made of bird's eye maple, basswood, spruce and fabric. It is finished with shellac and wax.



The Saskatchewan Woodworker

Mark Noete:

Mark showed us a box with stand made of a box elder burl and ash. The box sits on a three legged stand that was turned and then carved to produce the legs, The box has a finial stopper. The finial and stand are stained with dark walnut stain. It is finished with shellac and



June 2025

Don Rogers:

Don showed us a folding table. It was built from a plan but modified with a live edge top. It features dowelled joints. It is made of cherry wood harvested locally. It is finished with matte varathane. This piece was in the virtual wood show.



JUNE SHOP VIST

-submitted by Trent Watts

Seventeen SWG members found their way out to Waldheim to attend the year-end barbecue hosted by Glen Friesen. Despite some chilly weather and the threat of smoke from northern fires, the warm hospitality and generous food offerings kept everyone happy. The Guild provided burgers, buns, hot dogs and fixings. Pot luck salads, a huge watermelon, drinks, desserts and expert cooking (Thanks Tracy) ensured nobody went home hungry.

Here are some images of people enjoying the tour



Upcoming Classes

Just a reminder that classes listed here are *other* than those sponsored by the Guild.

Black Forest Wood Co.

Located at Bay 7, 603 – 77th Ave SE, Calgary, AB

For information on classes or to register, please call (403) 255-6044. Descriptions of classes can also be found on their website www.blackforestwood.com

Saskatchewan Polytechnic

Several levels of carpentry classes are offered through Saskatchewan Polytechnic. For more information, check their website at www.saskpolytech.ca

Saskatoon Makerspace

Check out the website at <https://saskatoonmakerspace.com> to find what classes are available. You may also contact them by email at hello@saskatoonmakerspace.com or by phone at 306-291-6494

Former long time member Dave Jesney is leaving his workshop and has for sale:

- Hardwoods - Various hardwood pieces, mostly shorts, some up to 8 feet long. Walnut, maple, cherry, oak, birch, ash, mahogany, poplar, maybe others.

Prices for all varieties are based on \$5 per board foot.

- Three 2 x 8 8 feet long clear rough white oak. \$40 each or \$100 for all 3.

- Some logs of various varieties for wood turning

- Soft Woods - About 50 board feet of 2x4, 2x6, 2x8 and 2x10. Mostly 8 feet long, some 4 - 6 feet. Some treated for outdoor use. Price \$75 for it all

- Wood storage racks - make us an offer

- Wood drying rack - make us an offer

- Lots of Fasteners: nuts, bolts, hinges, nails, screws, etc. - Make us an offer

- Open to offers for all items

Located just off Valley Road past Floral Acres Greenhouse

For more information or to view please text 306-290-6205

Saskatoon Trades & Skills Centre

Construction classes are available. Please check their website at www.saskatoontradesandskills.ca for information on courses offered.

Center for Furniture Craftsmanship

Provides a number of courses and workshops in furniture making. Visit their site at <https://woodschoool.org/>

Other Activities

Hub City Turners

The Hub City Turners will meet at Walter Murray Collegiate shop the second Tuesday of each month.

For more information, contact Steve Penn at 1-306-227-1210 or by email at stevepenn34@gmail.com

DIMENSIONS

Dimensions is the Saskatchewan Craft Council's biennial, open, juried, touring exhibition which encourages and rewards excellence in hand-crafted work. An open house runs from May 2 to 20 at the Craft Council gallery featuring an exhibition of the items short listed for the awards to be awarded May 10. Our guild sponsors a \$500 best in wood award. The final collection of selected works for Dimensions 2025 will be displayed in SCC Gallery May 31 to August 23 with an exhibit reception July 26, 2-5 PM.

Richmond Carvers Society Show – This annual juried show takes place June 7 and 8th at Britannia Shipyards Historic Site, 5180 Westwater Drive Richmond, BC. Visit <https://www.richmondcarvers.com/> for more information.

Wahpeton Carving Weekend

This annual weekend event takes place in Wahpeton, North Dakota June 27-29. There are 15 classes available as well as accommodations for those who require.

The Saskatchewan Woodworker

Studio Trail Tours

Tugaske Studio Trail

This studio trail includes artist studios, showrooms, and galleries in Elbow, Tugaske, Eyebrow, Central Butte, Buffalo Pound Lake, Mortlach, Moose Jaw and Craik. This tour is different as you're invited to visit any time of the year. Hours vary with each studio so phone ahead to confirm availability. Check out their website at www.tugaske.com (under Tourist info) for their brochure with phone numbers and other information.

Spirit of Manitou Studio Trail

This studio trail features artists and artisans from Guernsey, Meacham, Plunkett, Viscount, Watrous and Manitou Beach. It will be held Saturday, July 12, 2025 from 10 am to 7 pm, and Sunday, July 13, 2025 from noon to 6 pm. Check their website at <https://spiritofmanitou.ca> for a copy of their brochure and other information.

Woodcarving Day at Perron Acreage (Assemblée de Découpeur de Bois) will

To our members

We would like to announce that we now have banking capacity to accept E-transfers from members at treasurer@saskwoodguild.ca. You will not require a security question as there is auto deposit on our end. Mailed dues should be sent to Saskatchewan Woodworkers' Guild (P.O. Box 7196, Saskatoon, Sk., S7J 4K2.) For your membership fees, we would prefer E-transfers for payment. Cash or cheques is still accepted (but please do not send in mail).

We will also REQUIRE a current Application form filled out and sent to the same address with an E-transfer. (treasurer@saskwoodguild.ca). A fillable form is available in this newsletter or on the website. An application is required with your cheque or cash if you decide to go that way (simply fill out and print).

June 2025

occur on July 5 at the acreage approx. 20km west of the city. We will be out at 8AM and go until late afternoon. Coffee, tea and water will be available Open to carvers, spouses and guests. For more information contact Paul Perron at prperron@sasktel.net.

Shell Lake Carving Weekend will occur Aug 8, 9 and 10, 2025. More information will be coming later in the spring. For more information contact Paul Perron at prperron@sasktel.net.

Manitou Beach Chainsaw Carving Festival will happen Aug 7 to 10. This biennial event features carvers from a number of locations coming to this event. Find carvers creating on-site beside the Manitou Beach Community Hall at the Events Plaza. The event includes food & craft vendors, daily 50/50 and raffle draws and a silent auction. Weekend and Day passes will be available at the gate. For more info visit <https://watroushttps://manitou.com/events/chainsaw-carving-festival/>.

Shell Lake Turning Weekend will occur Aug 15, 16 and 17, 2025. More information will be coming later in the spring. For more information contact Trent Watts at trentw@sasktel.net

Woodcarving Rally

This bi-annual event is hosted by Nelson and Cheryl Coupland just north of Foam Lake, Sask. The next rally is August 30th and 31st at their acreage. For more info, contact nelcher@sasktel.net.

For Sale:


a number of sheets of ¼" MDF, 2' x 8' in size. Ideal for laminations, veneering etc. Contact Paul Perron at 306-280-1111

SHAVINGS

-submitted by Glen Friesen

Well, it is the end of the Guild season. I have to admit that it will be good not to have to write a column for the next couple of months. I have been contributing to the newsletter for the last 22 years or so. Going through my computer, it looks like I started writing my Shavings column in 2003. Since then, I have written ten columns a year all this time. For the most part, I have enjoyed doing this.

I wrote columns when I was in the hospital, when I was hurt and way too busy. I got used to working with deadlines and trying to figure out what the next article would be about. Twenty years of deadlines and thinking up article ideas has prepared me well for my venture into YouTube. Creating videos for YouTube is just like writing this column except it is on steroids. On YouTube I need to plan, shoot, edit and upload two videos every week and I have done this for the last 14 months.



(In the earlier years of this column, I bought and wrote about cheap tools. I hoped that they were good enough for my students to get started in woodworking. I have three if these routers now.)

The learning curve is steep, but certainly doable with an average amount of computer knowledge. I dedicate about three days each week to the production of these videos. So, it is a significant time investment. Add this to two days of teaching, which with preparation is

actually three, which leaves one day for projects. Time gets tight and at times, I feel that burnout is just around the corner, just like teaching.

Right now, all this effort is done for free. My channel is not successful enough to be monetized. In other words, for the 145 videos that I have uploaded as of today, I have not been paid anything to do all this work. If you have visions of becoming rich by posting videos on YouTube, think again. It is a tough way to generate extra income.



(The thumbnail for Chapter 145. I usually resist the temptation to use click bait in my thumbnails.)

There can also be a sizeable investment to shoot these videos as well. I decided not to purchase equipment until the channel started to

For Sale:

Mini max L55 belt sander. It has a frequency drive attached that converts power from single phase to 3 phase. Asking \$2500.

General International planer for sale. Asking \$1000

General International planer for sale. Asking \$1000

General International band saw for sale. Asking \$1000

Hammond glider trim o saw. \$500

For more information please contact Joanne at (306) 980-8688. Call or text.

The Saskatchewan Woodworker

make some money. To keep expenses down, I shoot video with my iPhone 13 and edit my videos with free software like Clipchamp which came installed on my computer. The only purchases to date have been two hand-held phone holders and a Princess Auto surplus tripod.

Another expense that I will start incurring this year is a limited number of promotional items. My channel's name, RLDR Custom Creations, is somewhat difficult to remember when I am talking to potential subscribers. So, I had some business cards made to hand out. Now, the only problem is that I have to remember to carry them.



(I am working on a simplified version of my logo that will go on the T-shirts. This is a work in progress design.)

I am also in the process of designing a simplified logo and screen printing some T-shirts and my shop smocks. I am going to do this largely to replace my aging fleet of T-shirts which are mostly Matisho Memorial shirts and assorted motorcycle shirts purchased many years ago. It is time to upgrade the fleet with my own channel apparel. If someone wants one, I would order them when I place my order. This way, I can give the merchandizing a try by simply purchasing shirts that I wear and extras for those who preorder. Just an idea.

Well, at the beginning of May, I hit the 500-subscriber mark. This is not a milestone as far as YouTube is concerned, but it was to me. As far as subscriber numbers go, it took me 17

June 2025

months to get to half of the 1000 subscribers that I need to monetize. The other catch when it comes to monetization is that you need 4000 watch hours in a year. This is also difficult for a small channel. But I will just keep working and see what happens. I am getting paid exactly the same as when I write my "Shavings" column for the Guild and I have persisted for 20 years. I will hopefully make it by then.



(Vic Shapansky won my 500-subscriber giveaway project. Frosty now has a good home.)

For content of all types, check out my channel. It is RLDR Custom Creations. My content is diverse because I do a lot of different things. Jim Sprague has a very successful channel where he turns a cast epoxy project every week. That is not me. I am far to ADHD

Trent Watts has agreed to take over preparing and maintaining the website for the Saskatchewan Wood Guild. He needs to know what information the membership would like to

see in a newly created website. Give your ideas to Trent or any member of the executive.

What do you want?

- Links to other woodworking guilds?
- A regular blog?? Who would do that? What would be included?
- A gallery of member images?
- A record of meetings? What format?
- Notification to subscribers when new information is published?
- Your ideas?

Thanks for your input.


Trent

The Saskatchewan Woodworker

June 2025

to turn essentially the same project every week. I enjoy his channel and watch it, but I could never do it. On my channel, there is everything from blowing snow, to renovations in my house, yard projects and some shop projects and some where I just express an opinion. So far, this has been a real challenge and I think that is why I am doing it. Eventually, it would be nice to have a following that would allow some income to be made.

So, if you want to keep up with what I am doing over the summer, just watch. I have thought about taking a bit of a break this summer, because I am starting to feel a bit burned out, but I have not made a decision yet. But there will be content posted this summer and I am trying to make some changes so that I do not get tired of shooting videos. To grow my channel, please subscribe. Also, tell your friends and get them to watch and subscribe. Thanks for your support.



(I have more home projects planned for this summer. This structure will get soffit and be prepared for stucco.)

Well, as I stated earlier in this article, this is the last column of the 2024-2025 Guild year. A lot has happened this year. The post covid recovery has begun. We basically ran a

“traditional” Guild year minus the wood show. Plans are in the works to host a wood show again next year. We had regular meetings, a demonstration at all the meetings, a shop visit almost every month and ample show and tell articles. So overall, a great restart.

I have been asked if I will continue to write my “Shavings” column next year. Well, unless things change over the summer, right now my intent is to write another 10 issues. My reasoning for this is because of the way these articles are in the newsletters, but also placed on the website. Trent Watts has done a wonderful job of making the website interactive and useable. I wish to thank Doug Cox for the years of service that he donated to the website. Websites are a lot of work and Doug did an awesome job. This year, marked a change in the direction of the website. This is a natural evolution and necessary for Guild growth. Thanks Doug and Trent,

Well, to quote Bugs Bunny, “That’s all folks.” See you in September!

2024 – 2025 Executive and Committees

a) Executive officers

President: Kelly-Robyn Bellamy
 Vice-president: Paul Perron
 Past president: Paul Perron
 Secretary: vacant
 Treasurer: Shane Hammer

president@saskwoodguild.ca
 vicepresident@saskwoodguild.ca
 pastpresident@saskwoodguild.ca
 secretary@saskwoodguild.ca
 treasurer@saskwoodguild.ca

Directors at large:

Up Morelli
 Paul Perron
 Chelsea Sander
 Trent watts
 Glen Friesen

membersatlarge@saskwoodguild.ca
membersatlarge@saskwoodguild.ca
membersatlarge@saskwoodguild.ca
 membersatlarge@saskwoodguild.ca
 membersatlarge@saskwoodguild.ca

b) Committee Chairs

Education: Kelly-Robyn Bellamy
 Demo/Shop visits: Glen Friesen
 Library: Shane Hammer
 Newsletter: Chelsea Sander
 Woodshow: Vacant
 Web: Trent Watts
 Community Liaison: Paul Perron
 Grants and Awards: Up Morelli
 Guild Photographer: Everyone

education@saskwoodguild.ca
 education@saskwoodguild.ca
 library@saskwoodguild.ca
 newsletter@saskwoodguild.ca
 woodshow@saskwoodguild.ca
 webmaster@saskwoodguild.ca
 commliaison@saskwoodguild.ca
 swgdevelopmentgrant@saskwoodguild.ca

c) Newsletter Contributors

Random Ramblings: Paul Perron
 Show & Tell and Demo: Dave Armstrong
 Shavings: Glen Friesen

Membership in The Saskatchewan Woodworkers' Guild is open to the public. The annual fee for membership is \$45, payable to the Saskatchewan Woodworkers' Guild. Meetings are generally held on the third Thursday of each month

Reminder – membership dues deadline is Oct 31. After this date if your fees are not paid up for the year, you will no longer be a member in good standing. Which means you will no longer receive the newsletter or have access Guild benefits.

***** NOTE *****

Saskatchewan Woodworkers' Guild Web Page

<http://www.saskwoodguild.ca>